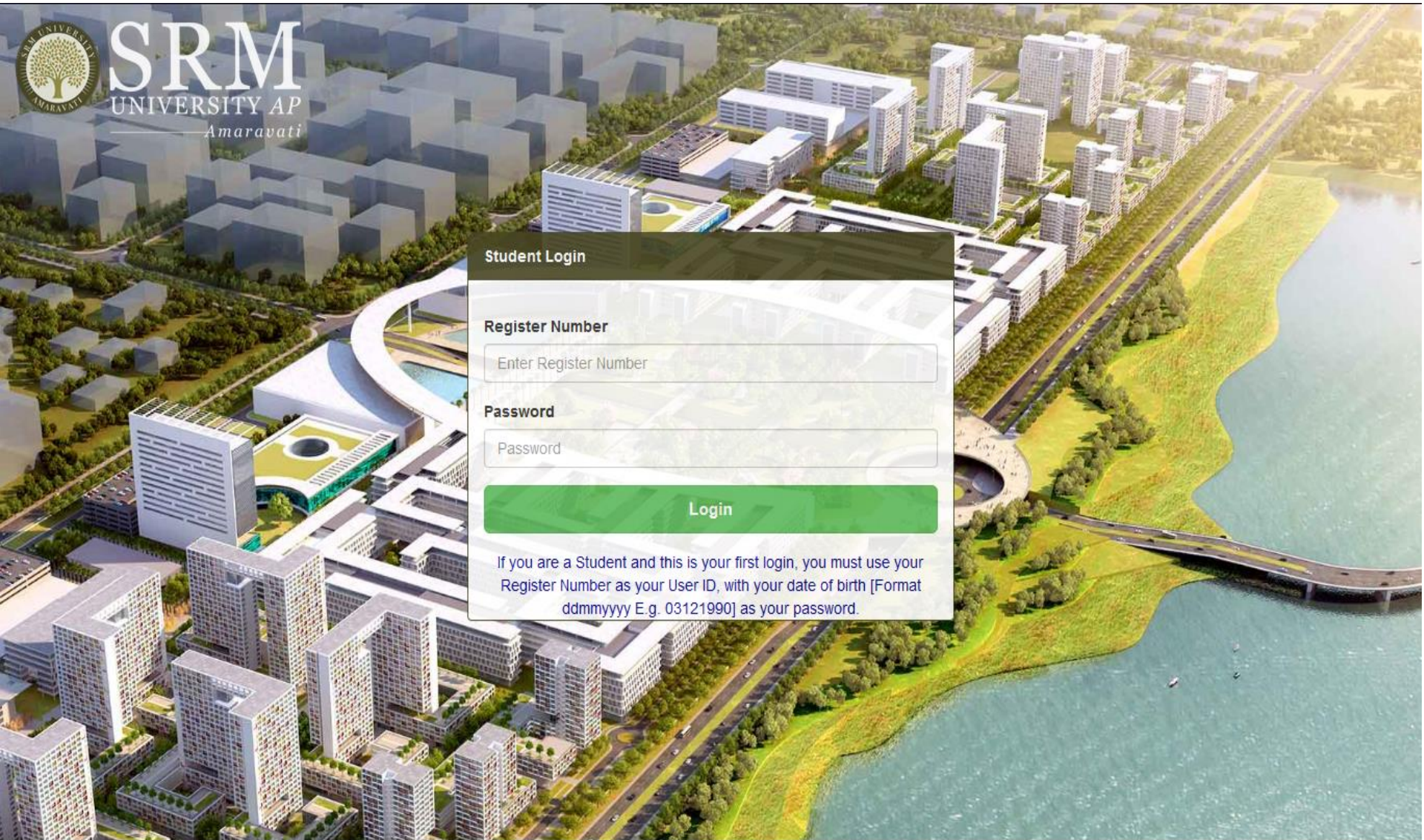



STEP 1: Login to Student Portal

URL: student.srmap.edu.in



STEP 2: Click on Hostel Registration



SRM
UNIVERSITY AP
Amaravati

Photo not
bund

Welcome,
KOYA VENKAT SAI
VARA PRASAD

- Student Wise Subjects
- Time Table
- Attendance Details
- Internal Mark Details
- Exam Mark Details
- Fee Paid Details
- Fee Due Details
- Hostel Registration**

SRM-AP Amaravati Student's Corner by Firstline Infotech Pvt Ltd Chennai

KOYA VENKAT SAI VARA PRASAD ▾

STEP 3: Select the Room Type

Click on Confirm button


☰PALADUGU PRUDHVI KRISHNA ▾

Photo not found

Welcome,
PALADUGU
PRUDHVI KRISHNA

- Student Wise Subjects
- Time Table
- Attendance Details
- Internal Mark Details
- Exam Mark Details
- Fee Paid Details
- Fee Due Details
- Hostel Registration**

HOSTEL REGISTRATION

Note : Select your preferred room type

Twin Sharing A/C 180000.00		Twin Sharing Non A/C 140000.00		Three Sharing A/C 165000.00		Three Sharing Non A/C 130000.00		Four Sharing A/C 155000.00		Four Sharing Non A/C 120000.00	
Room Rent AC	115000.00	Room Rent Non AC	75000.00	Room Rent AC	100000.00	Room Rent AC	85000.00	Room Rent AC	90000.00	Room Rent AC	55000.00
Mess Fees	55000.00	Mess Fees	55000.00	Mess Fees	55000.00	Mess Fees	55000.00	Mess Fees	55000.00	Mess Fees	55000.00
Refundable Caution Deposit	10000.00	Refundable Caution Deposit	10000.00	Refundable Caution Deposit	10000.00	Refundable Caution Deposit	10000.00	Refundable Caution Deposit	10000.00	Refundable Caution Deposit	10000.00

Make Confirm

STEP 4: Hostel Registration Completed

Payment has to be made

The screenshot displays the SRM University AP Student's Corner interface. The top header includes the SRM University AP logo and the user's name, SAI RISHVANTH K. The main content area, titled "HOSTEL REGISTRATION", features a green message: "You have successfully registered for Hostel Twin Sharing A/C 26-04-2018 07:26". A dark blue sidebar on the left contains navigation options: "Photo not found", "Welcome, SAI RISHVANTH K", "Student Wise Subjects", "Time Table", "Attendance Details", "Internal Mark Details", "Exam Mark Details", "Fee Paid Details", "Fee Due Details", and "Hostel Registration" (which is highlighted). The bottom of the page shows a footer with the text "SRM-AP Amaravati Student's Corner by Firstline Infotech Pvt Ltd Chennai".

SRM UNIVERSITY AP
Amaravati

SAI RISHVANTH K

HOSTEL REGISTRATION

You have successfully registered for Hostel
Twin Sharing A/C 26-04-2018 07:26

Photo not found
Welcome,
SAI RISHVANTH K

- Student Wise Subjects
- Time Table
- Attendance Details
- Internal Mark Details
- Exam Mark Details
- Fee Paid Details
- Fee Due Details
- Hostel Registration

SRM-AP Amaravati Student's Corner by Firstline Infotech Pvt Ltd Chennai

STEP 5: Make Payment

Click on Fee Due Details

The screenshot displays the SRM University AP Student's Corner interface. The top header includes the SRM University AP logo and the user's name, KOYA VENKAT SAI VARA PRASAD. A dark blue sidebar on the left contains a navigation menu with the following items: Student Wise Subjects, Time Table, Attendance Details, Internal Mark Details, Exam Mark Details, Fee Paid Details, Fee Due Details (highlighted with a red circle), and Hostel Registration. The main content area is currently blank. At the bottom right, the footer text reads: SRM-AP Amaravati Student's Corner by Firstline Infotech Pvt Ltd Chennai.

STEP 6: Select PAYUMONEY for online payment

SRM Amravati Student's Corner | x Activity Report - selva.logic@g x +

localhost:8080/srmapstudentcorner/HRDSsystem

SRM UNIVERSITY AP Amravati

Welcome, SAI RISHVANTH K

Photo not found

- Student Wise Subjects
- Time Table
- Attendance Details
- Internal Mark Details
- Exam Mark Details
- Fee Paid Details
- Fee Due Details**
- Hostel Registration

FEE DUES

Sl.No.	Fee Head	Due Amount (INR)	To be Paid Amount (INR)
<input checked="" type="checkbox"/> 1	Room Rent AC	115000.00	115000.00
<input checked="" type="checkbox"/> 2	Mess Fees	55000.00	55000.00
<input checked="" type="checkbox"/> 3	Refundable Caution Deposit	10000.00	10000.00
Total Fees			180000.00

ONLINE PAYMENT

PAYUMONEY

OFFLINE PAYMENT

DDs to be taken in the name of "SRM TRUST AP" payable at Vijayawada.

STEP 7: Click on Pay Button



PALADUGU PRUDHVI KRISHNA ▾

Photo not found

Welcome,
PALADUGU
PRUDHVI KRISHNA

- Student Wise Subjects
- Time Table
- Attendance Details
- Internal Mark Details
- Exam Mark Details
- Fee Paid Details
- Fee Due Details**
- Hostel Registration

SRM UNIVERSITY AP Amaravati

FEE DUES

Sl.No.	Fee Head	Due Amount (INR)	To be Paid Amount (INR)
<input checked="" type="checkbox"/> 1	Room Rent AC	115000.00	115000.00
<input checked="" type="checkbox"/> 2	Mess Fees	55000.00	55000.00
<input checked="" type="checkbox"/> 3	Refundable Caution Deposit	10000.00	10000.00
Total Fees			180000.00

ONLINE PAYMENT

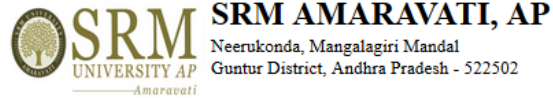
PAYUMONEY

Total Fee Amount Rs. 180000.0

OFFLINE PAYMENT

DDs to be taken in the name of "SRM TRUST AP" payable at Vijayawada.

STEP 8: Check “I accept all Terms & Condition” And Click “Confirm and Pay” Button



ONLINE PAYMENT CONFIRMATION

Register No. : AP17110010010

Total Fee Amount (₹) : 140000.0

TERMS AND CONDITIONS OF PAYMENT SERVICE

If the transaction is successful, it will be indicated in your student portal within **two - three working days**.

Please **check your card limit / Net banking limit before proceeding to online payment**. If the amount to be paid is higher than the limit allowed in your card, you may opt for any of the following measures:

Option1: Kindly get a temporary approval from the concerned Bank to effect the full payment at one time.

Option 2: Your fee shall be displayed component wise. Kindly select individual components (Tuition Fee, Transport fee etc.) so as to make the due amount fall within the limit allowed to you, and make payments through multiple attempts, selecting a different component each time. This approach will allow you to pay the full due amount, but in multiple attempts. PLEASE TAKE DUE CARE to select the components properly, and AVOID selecting the same components in multiple attempts.

If the transaction has FAILED for some reasons, you are REQUESTED TO WAIT for THREE DAYS before trying for payment again, please contact accounts department for any discrepancy of online fee faced by you with reference to any of your transaction.

In any case, make a note of Reference/Transaction Details in case of Net banking or card payment.

I accept all Terms and Conditions

Confirm & Pay

Back

STEP 9: Make your payment.



THIS IS A TEST SERVER. PLEASE DO NOT USE YOUR LIVE CARD OR BANK ACCOUNT HERE !!

Amount: Rs. 140000.00

Transaction ID: 25350

Choose a payment method

PAYU is now PayU biz

Credit Card

Debit Card

Net Banking

Card Type VISA MasterCard

Card Number

Name on Card

CVV Number What is CVV number?

Expiry Date Month Year

Note: In the next step you will be redirected to your bank's website to verify yourself.

Pay Now

or Go back to www.payubiz.in

Note: Making Payment on PayU is 100% safe. Your transaction is processed through a secure https internet connection based on secure socket layer technology.

